





Can You Identify These Olathe Objects?



1. _____

2. _____

3. _____

4. _____

5. _____

6. _____


7. _____

8. _____

9. _____

Answers are on the back.

Answers:



The **Trails West sculpture** will on display in the new Lone Elm Community Park located at 167th and Lone Elm Rd., which will open spring 2004.



The **Mahaffie Stagecoach Stop and Farm**, located on Kansas City Road, west of Ridgeview, is the last remaining stagecoach stop on the Santa Fe trail.



Fire Station #6 is located just west of K-7 Hwy. and College Blvd. The Olathe Fire Department provides emergency services 24 hrs. a day 7 days a week.



The City implemented an automated trash collection system in late 2005. The system uses wheeled plastic carts known as "SmartCarts."




The **Jo-Flex Route K**, a cooperative program of the City and Johnson County Transit, provides transportation throughout Olathe for just \$1 a day.



The City of Olathe maintains over 550 miles of residential streets including, fixing potholes, resurfacing and **removing snow and ice.**



The intersection of **Santa Fe and Cherry Streets** is the heart of Downtown Olathe featuring the seat of city and county governments.



The **Olathe Police Department** provides a variety of services aimed at maintaining and improving community livability by working with citizens and businesses.



Olathe, one of the fastest growing cities in the state, provides an exceptional quality of life and full services including police, fire, water, trash and recycling.

For more information about city of Olathe services visit www.olatheks.org.